



GRAVITY FLOW SHELVING

Merchandising Solutions



Why B-O-F?

For over sixty years, B-O-F has worked closely with retailers to develop innovative merchandising solutions to boost ROI in the cooler sections where dairy, beverage, and other products are sold.



Nyla-Track II



VersaRoll



Milk Moover

It's why 85% of leading national grocery chains depend on B-O-F to deliver important products into their customers' hands. Now, drug stores, convenience stores, big box retailers, and liquor stores are also discovering the cost savings delivered by B-O-F gravity flow shelving.



““I’m able to have more holding power,” he said. “Because as you know, labor is my biggest expense.””

Gravity Flow Benefits

- ▶ Reduces Out-Of-Stocks.
- ▶ Increases shelf capacity up to 300%.
- ▶ Keeps merchandise front-faced for maximum brand identification and customer appeal.
- ▶ Reduces merchandise stocking time by up to 1/3.
- ▶ Provides automatic FIFO rotation to help assure product freshness.
- ▶ Assists in maintaining cooler cleanliness.
- ▶ Enhances the attractiveness of cold beverage displays by keeping products neat and organized.
- ▶ Adjusts easily and quickly to accommodate new packaging sizes and designs or for typical store re-merchandising.
- ▶ Lasts the life of the cooler or freezer by withstanding the toughest abuse from heavy use and cold conditions.



"Without getting into specifics, Gerosa said the doors have led him to rethink his beverage sets, allowing the new visibility to inspire change and stimulate sales. "The whole facing, the whole presentation has changed,""

Source: Convenience Store Products



Nyla-Track[®] II

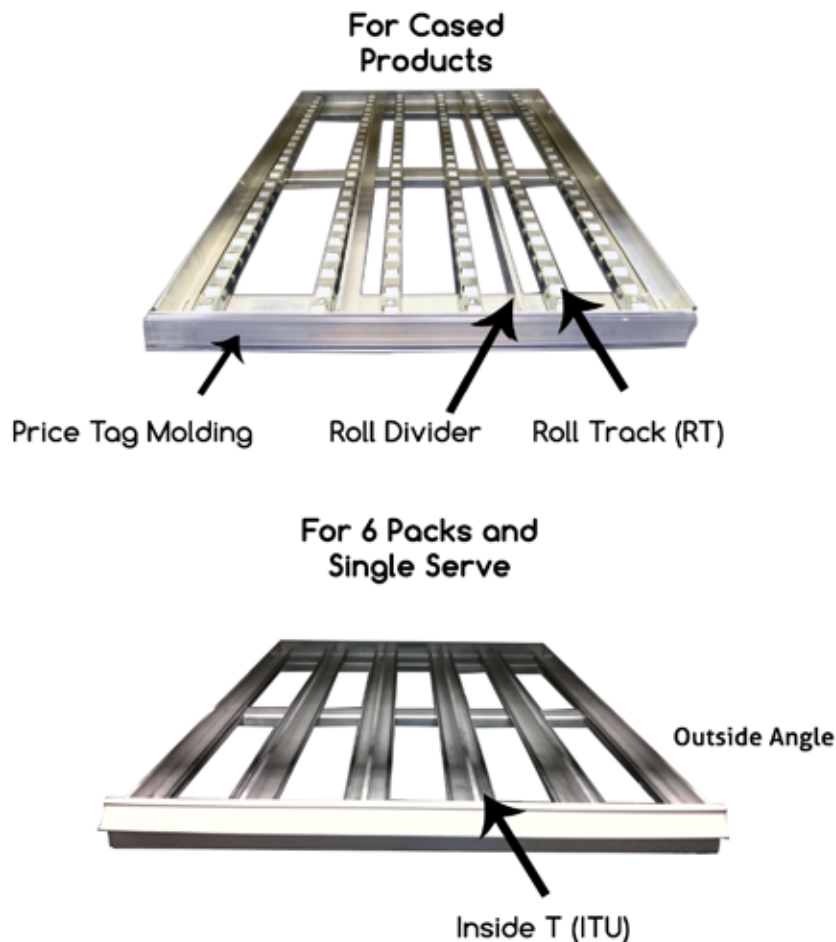
Principle Uses: Bulk Beer, Limited SKU

Principle Benefits: Durable, Flexible, Increased Product Capacity

Product Description:

Nyla-Track II sets the standard for Gravity Flow merchandising. Designed to meet your most demanding requirements, Nyla-Track II offers a variety of infinitely adjustable shelves to accommodate old, new, and future packaging sizes and designs. Fabricated from heavy gauge galvanized steel and extruded aluminum for strength and durability, it is available in depths from 3' to 10' and in single and double door widths for use behind all glass door brands.

B-O-F offers custom solutions featuring glide and roller tracks, two divider heights and plastic slide tracks that combine to fit any merchandising need.



Dimensions:

Depth: 3' to 8' (Contact B-O-F for more options)

Height: 85.5" standard

Width: Fits behind all manufacturer's doors, single and double door

Dolly & Shelf Finish: Galvanized standard



Single serve shelves use inside tall dividers to provide support for 12 oz to 40 oz products. Plexi and PTM provide the product stop.



We currently provide a variety of different price tag moldings.



Shelf clamps allow for easy shelf height adjustments and changes in pitch.





Principle Uses: Single Serve Merchandise, Cultured Dairy Products
Principle Benefits: Durable, Versatile, RetroFits Existing Shelving

Product Description:

Designed to provide "conveyor-like" product flow to all shelving, VersaRoll mats can be placed on any B-O-F shelf, and on existing flat wire shelving. A one-piece, continuous roller surface under every product, with rigid, drop-in dividers, enables multiple-sized facings on the same shelf to flow smoothly and independently. This is the ideal system for single serve beverages as well as any cultured dairy products.



The standard blade dividers (1) provide sturdy support for your single serve merchandise while allowing you to maximize your shelving capacity. Class II divider's (2) unique cube shape pictured below keeps cultured dairy products in line.



Numerous divider slots provide the retailers with unmatched flexibility in their merchandising options.



Dimensions:

Depth: 3' and 4'

Height: 85.5" standard; 91.5" tall

Width: Single and double width shelves

Mat also fits Anthony & Gemtron
shelves

Dolly & Shelf Finish: Black or Gray



Plexi

Price tag molding

milk Moover[®]

Principle Uses: Dairy Products, Juices

Principle Benefits: Durable, NSF Certified, Single/Double Door Widths

Product Description:

One of the most popular and effective milk merchandising systems available, the Milk Moover is constructed of heavy duty wire shelves coated with nylon to reduce friction and help insure maximum flow. Designed specifically with minimal surface area to help prevent milk build-up created by leakage, it adds to cooler sanitation while providing an attractive display. The Milk Moover is constructed to meet NSF Standard #2.



Dimensions:

Depth: 3' or 4'

Stationary:

Height: 80"

Width: Fits behind all manufacturers' doors

of Shelves: 5 or 6

Dolly Finish: Galvanized, White, or Black

Portable:

Height: 77"

Width: Fits behind all manufacturers' doors

Casters: 3", 4", 6"

Shelf Finish: Gray, White, or Black

Snap-In, Snap-Out Dividers

Allows for in-store re-merchandising easily and quickly without tools. Simply "snaps" onto the shelf frame in both the front and back. Facing dimensions can be fine tuned by rotating the divider 180 degrees.



Intertek



Sturdy wire frame provides ample support for your heavier dairy products



Thick plexi end stop provides a longer service life and is less prone to cracking and breaking



Milk Moover dividers provide easy adjustability utilizing clips



Shelf clamps provide the shelf support and allow for quick pitch adjustments and shelf height adjustments




Glide sheets ensure smooth product flow with its unique groove texture

Limited SKU

Limited SKU Store Formats demand Lower cost. Drive your Labor Savings with our EZ Adjust Gravity Flow Shelving!

Key Benefits:

- ▶ Labor Savings
- ▶ Utilize "One-Touch Merchandising" with "Tear-Away Boxes".
- ▶ Increased Merchandising Options
- ▶ Minimal Hardware - no tool facing resets



E-Z Adjust

Limited SKU - E-Z adjust



French Doors

Gain more facings and sell more merchandise with our French Door applications. We offer all of our traditional product lines in a double door shelf version to span the entire opening!

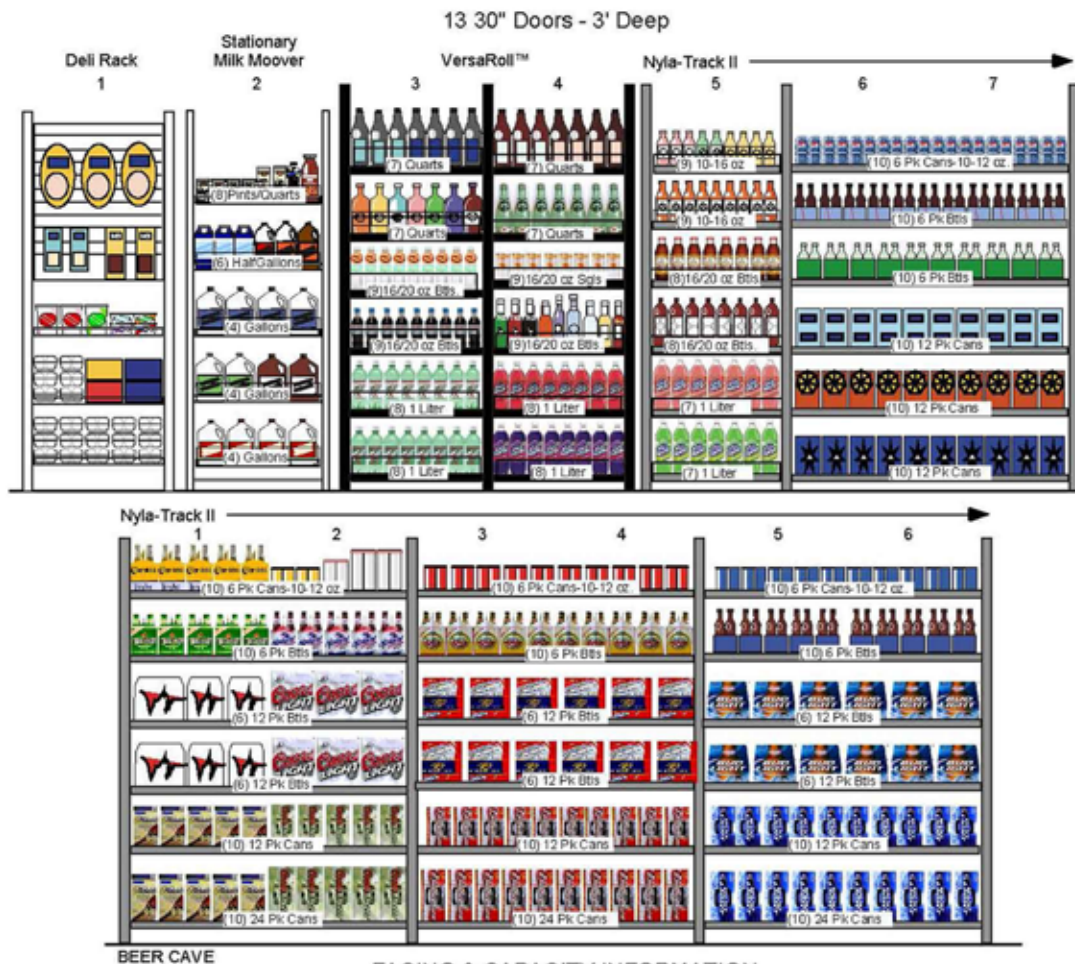
Key Benefits:

- ▶ Efficient use of Cooler Space
- ▶ Allows for more Products and Facings by Spanning Two Doors
- ▶ Labor Savings
- ▶ Enhanced Cooler Aesthetics



Plan-0-Gram

B-O-F provides a customized Plan-O-Gram with your unique specifications, allowing merchandisers to greatly increase their product offerings.



BEER CAVE

FACING & CAPACITY INFORMATION

PRODUCT	PER SHELF					TOTAL	
	Facings		Capacity			Facings	Capacity
	S	D	S	D			
	V	N		V	N		
Pints/Quarts	8			96		8	96
Half Gallons	6			54		6	54
Gallons	4			24		12	72
Quart Btls	7		70			28	280
10/16 oz Sgls	9	9	117			18	234
16/24 oz Sgls	9	8	108	96		52	624
1 Liter	8	7	96	84		46	552
6 Packs			10		40	90	360
12 Pk Cans		10		30		60	180
12 Pk Btls			6		18	36	108
24 Pk Cans		10		20		30	60

How to Measure

Determining Shelf Depth

Rule of thumb:

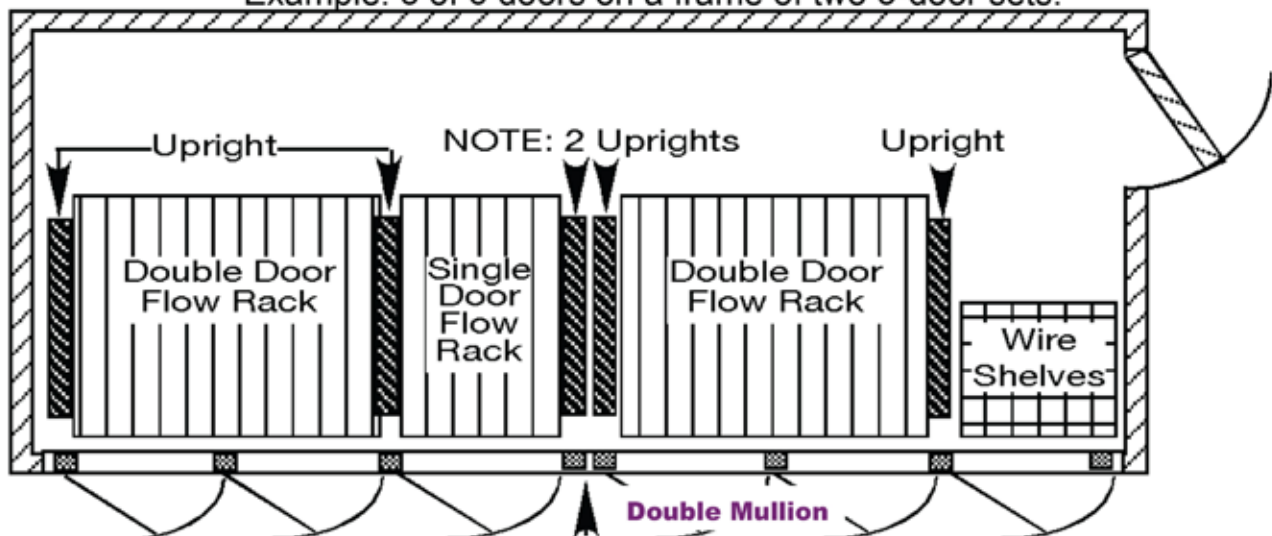
6' to 7' deep cooler inside dimension	= 3' deep rack
8' to 9' deep cooler inside dimension	= 4' deep rack
10' to 11' deep cooler inside dimension	= 5' deep rack
12' to 13' deep cooler inside dimension	= 6' deep rack
14' to 15' deep cooler inside dimension	= 7' deep rack
16'+ deep cooler inside dimension	= 8', 9' or 10' deep rack

NOTE: Always indicate existing shelving.

Double Door Mullion

Where door sets (frames) join, two upright supports must be used side-by-side in order to span the wide area created at the joint.

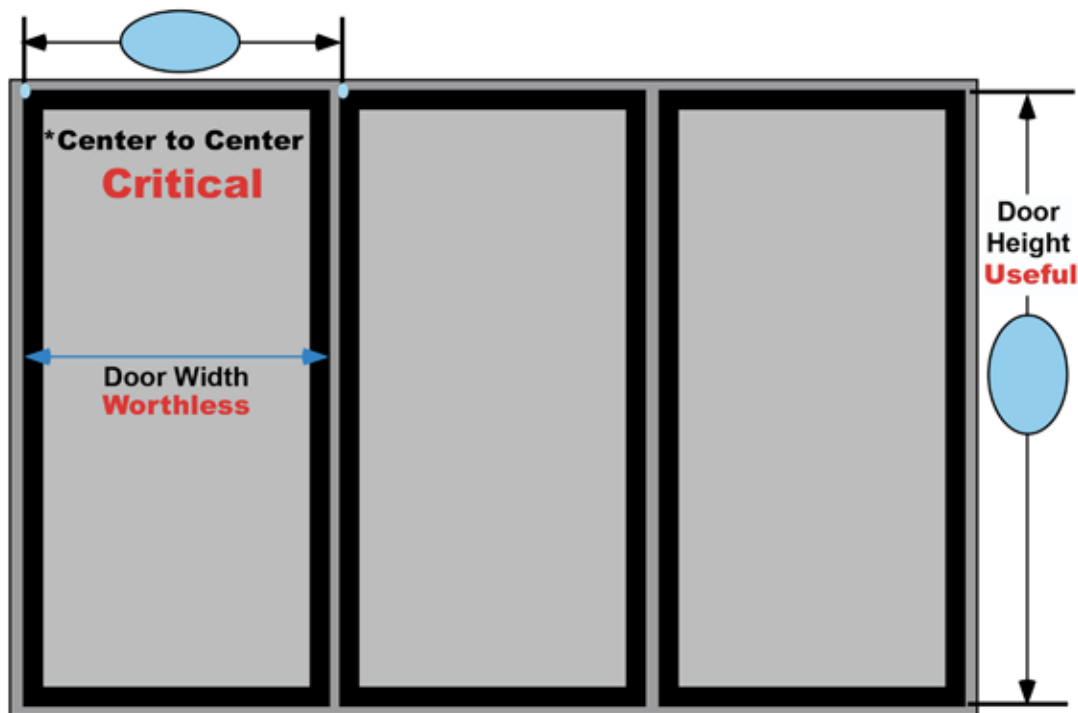
Example: 5 of 6 doors on a frame of two 3-door sets.



*A double mullion is also referred to as a flange.

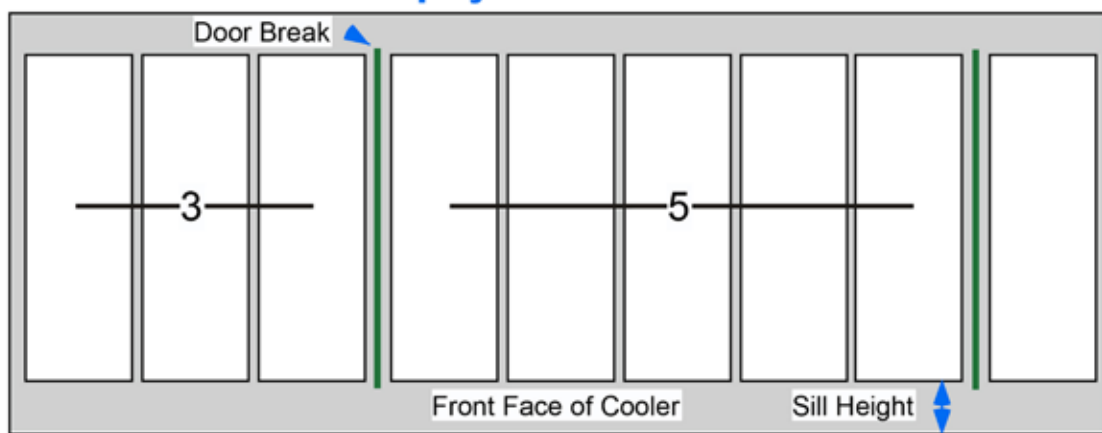
NOTE: If wire shelving unit exists, need 1½" upright.

How to Measure a Glass Display Door



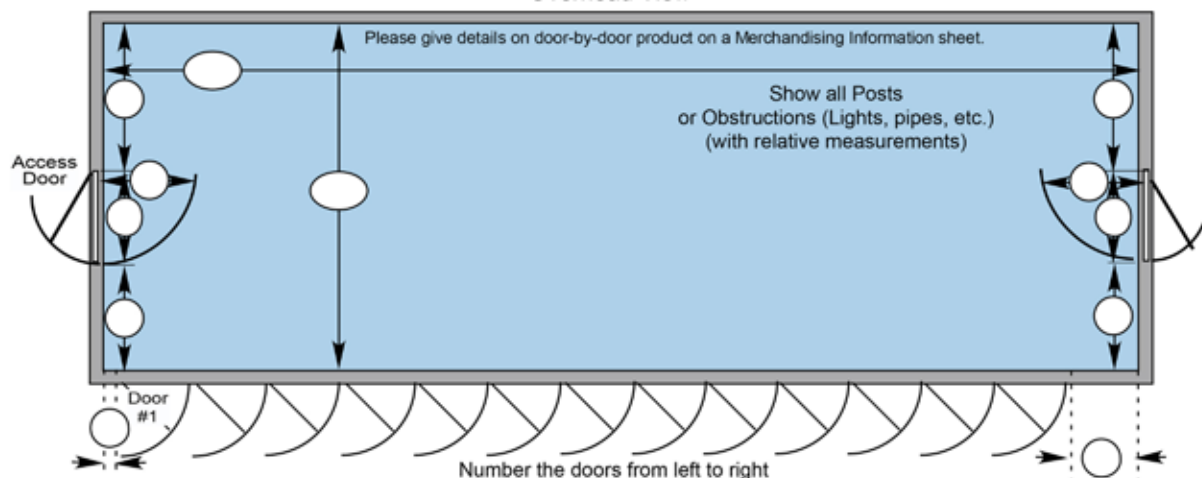
***Center to Center** is measured as the distance from the upper left corner of the 1st door to the upper left corner of the 2nd door.
This measurement determines the width of your B-O-F shelving units

Glass Display Door "Sets & Frames"



Glass Display Door "Sets & Frames" typically come in "sets" of 2, 3, 4 or 5 doors.
Please look closely at your doors to see where the break is in the line-up.
The break in the door frames is also called a "double mullion."
The mullion location helps us center the shelving behind your doors.

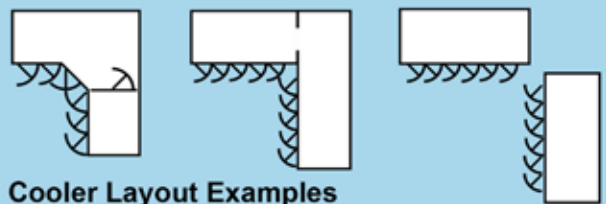
Overhead View



Cooler Details

Door Mfr: _____
 Door Size: _____ x _____ (Ctr-Ctr)
 Sill Ht: _____
 Interior Cooler Ht: _____
 Please mark door breaks or mullions

Please show **ALL** doors in cooler, indicating which will have B-O-F shelving. If there is an additional cooler that will have B-O-F shelving, please draw the additional doors on another sheet (see Examples), and indicate angled doors.



Cooler Layout Examples

Door #1	Door #2	Door #3	Door #4	Door #5	Door #6	Door #7	Door #8	Door #9	Door #10
1. By Others	2.	3. Growlers							
		6 Pk B							
		12 Pk B							
		18 Pk B							
		12 Pk C							
		Case B							

1. Start with the first door of B-O-F Shelving.
2. Draw horizontal lines to indicate number of shelves per door, and vertical lines to indicate door set breaks. (Double mullions)
3. Indicate product to be merchandised on each shelf. Choose from the guide and/or write in any unusual size or product.
4. If more doors, add another page.

Double stacking is not recommended. Add another shelf instead.....

Packaging Guide

4 Pack Wine Cooler	12 Pack Bottles	18 Pack Cans	Case Bottles	1 Liter	Pints/Quarts/Chugs
4 Pack Plastic Bottles	12 Pack Cans	20 Pack Bottles	Mini-kegs	2 Liter	Half Gallons
6 Packs, Cans or Btls	12 Pack Fridge	24 Pack Cans	10/14 oz Singles	Quart	Gallons
8 Packs	18 Pack Bottles	30 Pack Cans	16/24 oz Singles		Class 2 Dairy

Door Mfr: _____
 Door Size: _____"H x _____"W (Ctr-Ctr)

Any questions, please contact:
 B-O-F Customer Service @ 800-323-2517



Contact Us

801 N. Commerce St., Aurora, IL 60504

Phone: (630) 585-0020 Fax: (630) 585-0450

Email: sales@bofcorp.com