

Increase revenue,
Reduce labor, and
Enhance customer
experience with B-O-F
gravity flow shelving





FOCUSED ON PROVIDING SOLUTIONS TO OUR RETAIL PARTNER'S SHELVING NEEDS

B-O-F Corporation was founded in 1953 by Edward Knorring. Known for its gravity flow shelving solutions it continues to make a positive impact on the retail industry. B-O-F's stellar reputation is a result of collaborating with retailers in a relentless quest to deliver cold beverages safely and attractively to shoppers.

In 1982 B-O-F began manufacturing a gravity flow shelving product through a new division named Bev-O-Flow, and its success was overwhelming. This state-of-the-art system alleviated labor costs associated with stocking shelves, allowing retailers to put more product at the consumer's fingertips neatly and efficiently. It also enabled retailers to enhance merchandising aesthetics—increasing sales for retailers and leading to more growth for B-O-F.

Today, B-O-F is the leading inventor, patent-holder and designer of a family of innovative gravity flow shelving products. They have expanded beyond grocery stores to service a variety of retailers such as convenience stores, liquor stores and fulfillment centers. While their reach has expanded, B-O-F remains focused on providing solutions to their partner's shelving problems.



CUSTOMIZED RETAIL SHELVING SOLUTIONS TO FIT YOUR NEEDS AND BOOST YOUR REVENUE

B-O-F delivers shelving solutions that are right for your space—when you need it, ready to work—delivering ROI within a year or less. Our gravity flow shelving allows you to stock faster and restock less while maintaining a neat and professional looking display for your beverage, dairy and single serve products.

REAP THE BENEFITS OF GRAVITY FLOW SHELVING

Harness the power of gravity in your coolers with gravity flow shelving. Easy to install shelving solutions designed to automatically keep your products front faced and in a sellable position.



Reduce labor costs

- One-touch loading and easy cleaning minimize labor costs.



Sell more product

- Increased product pack-out by adding additional facings and additional shelving depth.



Increase your ROI

- Labor savings as well as increase product pack-out will result in a Return-On-Investment in less than 12 months.

B-O-F shelving systems can increase pack-out up to 300%, increasing revenue and reducing labor costs.



VersaRack® EZ Clean

THE MOST VERSATILE MERCHANDISING SOLUTION ON THE MARKET

VersaRack is the ultimate gravity flow shelving system on the market that will increase sales. The widest shelf in the industry allows merchandisers to face more products on a single shelf. Utilizing our proprietary glide sheet and adjustable patented dividers with 1/8" adjustability ensures continuous facings and increased sales. The dual glide sheet EZ clean system decreases labor costs and allows cleaning of the shelf without removing any product.

VERSARACK + VERSASLIDE

Gain additional shelves and facings

1" wide uprights, and side product stops that leave no wasted space next to the upright, along with our patented 1/8" dividers will increase facings to gain sales revenue.

Reduce labor costs and minimize clean up time

Removable glide sheets allow quick clean up and easy replacement without removing product or dividers.

Increase customer experience with vertical adjustability, cascade effect, and immediate product facings

Low-profile glides and 1" upright keyhole adjustability allow shelf spacing to be adjusted to incorporate a wide array of products. The cascading of shelving allows lower products to be easily seen and shopped. B-O-F Corporation shelving will be "your best employee". The automatic facing that is obtained from the industry leading patented glide sheet will make facing of products simple and consistent.

VERSARACK + VERSAROLL®

Increase profits with superior product presentation

Dividers adjust in 1/8" increments providing a more dynamic product mix with additional facings.

The most durable & thinnest roller mat on the market

Durable enough to withstand the rigors of daily usage but thin enough to not take up valuable merchandising space.



Get the most out of your cooler with the widest shelf in the industry.

Specifications	
Upright post colors	Black, white, gray or galvanized
Upright post heights	85" or 91"
Numbered uprights	Marked at each slot
Door width - include door manufacturer name & info	24", 26", 28", 30", 48", 60", 72"
- Anthony/Styleline/Husmann/CDS	
- Cisaplast/Thermoseal/EDC	
Shelf depth	27", 36", 42", 48"
Shelf colors	Black, white, gray or galvanized
Shelf topper	EZ Clean Glide - 2 per shelf
Shelf topper colors	Black or white
Lane divider height	2.75" tall
Lane divider colors	Black, white, or gray
Front product stop	Clear 3½" Plexiglass with 60° bend
Side product stop height	3" tall
Rear product stop	Built into shelf
Side product stop colors	Black, white, or gray
Price tag molding colors	Black, white, or gray
Merchandising Comb	2 provided with storage chain

Options	
Shelf topper	Roller
Custom colors	Available by PMS color
Tall lane dividers - VersaSlide ONLY	3.5" tall
Tall front product stop	Clear 6" Plexiglass with 60° top bend
4-pack or larger short product stop	1.5" clear plexiglass
Price tag molding	Rear
Price tag molding colors	Black, white, or gray
Price tag molding	Front with clear splash cover
Price tag molding colors	Black, white, or gray
Custom width shelves	Available
Custom depth shelves	Available
Custom height upright posts	Available
Product catcher	Available in all width shelving
Product retainer	Available in all width shelving
Deli board - widths	24", 26", 30"
Deli board - heights	12", 24", 40"
Deli board hooks	9" zink plated hooks
	with price tag molding

Deducts	
Glide sheet	Single glide
Uprights	Galvanized



EZ CLEAN SHELF

VERSASLIDE GLIDE SHEETS PULL OUT FOR EZ CLEANING WHILE MERCHANDISE REMAINS IN PLACE.



Glide Sheet has an integrated handle for easy removal.

Dual glide sheet option keeps a clean one in place ready to go.

Zero down time for customers shopping product.



CONTINUOUS INNOVATION IS WHAT B-O-F IS ALL ABOUT

Going from 1½" to 1" wide uprights leads to a ½" wider shelf frame.



EXTRA SPACE LEADS TO GAINED FACINGS

NOW FIT 10 FACINGS OF 20 OUNCE SODA AND IT STILL GLIDES FREELY TO THE FRONT

The increased shelf space allows for better flow of existing facings and extra divider slots allow for added merchandising flexibility.

VersaWine

THE MOST VERSATILE MERCHANDISING SOLUTION ON THE MARKET

VersaWine is the ultimate gravity shelving system on the market. Its unique versatility allows merchandisers to face a variety of products on a single shelf. Utilizing our proprietary glide sheet and adjustable patented dividers ensures continuous facings and increased sales.

VersaWineSLIDE + VersaWineRoll

Superior product presentation

Dividers adjust in 1/8" increments providing a more dynamic product mix and additional facings.

Minimize clean up time

Removable roller mats or glide sheets allow for easy cleaning.

Vertical adjustability

Low-profile glides and 1" upright keyholes allows shelf spacing to be adjusted to incorporate a wide array of products.



Automatic facing eliminates the need to front face and decreases labor costs.

Specifications	
Upright posts	Black
Upright post heights	54", 85", 91"
Shelf depth	24", 27", 36", 48"
Shelf width	24", 36", 48"
Shelf colors	Black
Shelf topper	Glide
Shelf topper color	Black
Lane dividers	3" tall
Lane divider colors	Black
Front product stop	Clear 3½" Plexiglass with 60° bend
Side product stop	3" tall
Side product stop color	Black
Rear product stop	Built into shelf
Price tag molding	Black

Options	
Shelf topper	Roller
Custom colors	Available by PMS color
Price tag molding	Front with clear splash cover
Price tag molding color	Black
Tall front product stop	Clear 6" Plexiglass with 60° bend
Custom width shelves	Available
Custom depth shelves	Available
Custom height uprights	Available

VersaShelf-RetroFit

THE MOST VERSATILE MERCHANDISING SOLUTION ON THE MARKET

VersaShelf is the ultimate gravity shelving system on the market. Its unique versatility allows merchandisers to face a variety of products on a single shelf. Utilizing our proprietary glide sheet and adjustable patented dividers ensures continuous facings and increased sales.

VERSASHEETSLIDE + VERSASHEETROLL- RETROFIT

Superior product presentation
Dividers adjust in 1/8" increments providing a more dynamic product mix and additional facings.



Specifications	
Shelf width	36" or 48"
Shelf depth	18", 20", 22", 24", and 28"
Shelf colors	Black, white, or gray
Shelf topper	Glide - 1 per shelf
Shelf topper colors	Black or white
Lane divider height	3"
Lane divider colors	Black, white, or gray
Front product stop	Clear 3½" Plexiglass with 60° bend
Side product stop height	3" tall
Side product stop colors	Black, white, or gray
Rear product stop	Built into shelf
Bracket adapters for existing shelves	2 per shelf
Bracket adapter colors	Built into shelf
Brackets fit	Lozier or Madix gondola shelving

Options	
Shelf topper	Roller
Custom colors	Available by PMS color
Price tag molding	Front with clear splash cover
Tall front product stop	Clear 6" Plexiglass with 60° bend
Custom width shelves	Available
Custom depth shelves	Available

Beer Caves

BOOST BEER SALES, MAXIMIZE PRODUCT MIX AND INCREASE CAPACITY

For store owners looking to offer more cold beverages to their customers beer caves are a popular choice. We've developed products specifically designed to maximize the space available to ensure your Beer Cave can offer the most product per square foot.

Maximize cooler capacity

B-O-F Gravity Flow Shelving maximizes merchandising space in beer caves for increased sales. With industry-leading pack-outs of 27", 36", & 48" depths available, you keep more cold product in front of the customer while reducing out-of-stock appearances.

Fully customizable

An assortment of shelf widths ensures an efficient plan-o-gram layout without wasted space. Fully adjustable shelf heights and dividers accommodate a wide variety of products. We create fully customized layouts to fit your specific needs.

PERFECT FOR BEER CAVES

Designed to handle your most demanding jobs, our Gravity Flow Shelving works with your heaviest merchandise and reaches greater depths than any other product on the market.



Reduced visual
out-of-stocks lead
to increased sales.



Custom Plan-o-Grams
ensure efficient layouts
and eliminate wasted
merchandising space.



Specifications	
Upright post colors	Black, white, or gray
Upright post heights	85" or 91"
Shelf width	24" ,26" ,28" ,30" ,48" , 60" , 72"
Shelf depth	27", 36", 48"
Shelf colors	Black, white, or gray
Shelf topper	Glide - 1 per shelf
	glides wider than 30" will get split
	into two sheets of equal size
Shelf topper colors	Black or white
Lane divider height	3" tall
Lane divider colors	Black, white, or gray
Front product stop	Clear 3½" Plexiglass with 60° bend
Side product stop height	3" tall metal
Side product stop colors	Black, white, or gray
Rear product stop	Built into shelf
Price tag molding colors	Black, white, or gray

Options	
Shelf topper	Roller
Custom colors	Available by PMS color
Price tag molding	Front with clear splash cover
Price tag molding colors	Black or gray
Tall front product stop	6" Plexiglass with 60° bend
Custom width	Available
Custom depth	Available
Custom height	Available
Numbered uprights	Marked at each slot
Flat corner shelf	Available - needs additional rear upright post

Deducts	
Uprights	Galvanized

VersaPallet-RetroFit

THE MOST VERSATILE MERCHANDISING SOLUTION ON THE MARKET

VersaPallet - Retrofit is the ultimate gravity shelving system on the market. Its unique versatility allows merchandisers to face a variety of products on a single shelf. Utilizing our proprietary glide sheet and lane divider system ensures continuous facings and increased sales.

Increase revenue, reduce labor costs, and increase customer experience with B-O-F gravity flow shelving.



Take advantage of gravity flow shelving in your store. Regardless of package size, we make front faced easy.

Specifications	
Shelf width	96"(2 sections), 144" (3 sections)
Shelf depth	48", 30"
Shelf colors	Galvanized
Shelf topper	Glide Trays - 2 Liter, Quart, 1 Liter, Gallon, 1/2 Gallon
Shelf topper colors	Aluminum
Lane divider height	3"
Lane divider colors	Aluminum
Front product stop	Clear 3½" Plexiglass
Side product stop height	3" tall
Side product stop colors	Aluminum
Rear product stop	Built into shelf
Price tag molding	Plastic
Price tag molding colors	Black, white, or gray

Options	
Custom colors	Black, white, or gray
Tall front product stop	6" Clear Plexiglass
Custom width shelves	Available
Custom depth shelves	Available

Nyla-Track II®

DESIGNED TO EXTEND CAPACITY AND PROFITS

Nyla-Track II is constructed of heavy gauge galvanized steel and aluminum for ultimate strength and durability. Designed specifically for deeper coolers to ensure maximum product load out and minimize out of stocks on both packaged beer and single-serve products, Nyla-Track II is the optimal merchandising solution.

Maximize cooler capacity

Heavy duty galvanized steel allows merchandisers to stock their shelves with merchandise in depths up to 10 feet.

Harness gravity, save labor

The automatic First-In-First-Out product rotation eliminates the need to constantly have an employee front face your products.

Quick resets

Toolless adjustment allows merchandisers to quickly reorganize their shelving to adapt to evolving merchandising demands.

THE ULTIMATE MERCHANDISER

Designed to handle your most demanding jobs, Nyla-Track II flows the heaviest of merchandise and reaches greater depths than any other product on the market. This merchandiser utilizes roll track technology to flow cased products while using inside T-dividers for single serve merchandise.



Increase revenue, Reduce labor costs, and Enhance customer experience.

Increased capacity and superior presentation add up to greater profits.

Specifications	
Upright posts height	85" or 91"
Upright posts color	Galvanized
Door width - include door manufacturer name & info	24", 26", 28", 30", 36", 48", 60", 72"
- Anthony/Styleline/Husmann/CDS	
- Cisaplast/Thermoseal/EDC	
Shelf depth	36", 48", 60", 72", 84", 96", 108", 120"
Shelf color	Galvanized
Shelf topper	Slide track - 6 packs - Narrow (end of product view) #3
	Slide track - 6 Packs - Wide (front of product view) #4
	Roller track - 24 Pack - (wide or flat view) #5
	Roller track - 9/12/18 pack bottles, 30 pack cans, 12 pack cans (wide or flat view) #6
	Roller track - 12/18/24 pack cans (narrow edge view) #7
Lane dividers	1.5" tall for all roll track
	1.5" tall for 6 packs
	4" tall for singles
Lane divider colors	Aluminum/Gray
Front product stop	4.75" Tall - Flat Plexi
Side product stop height	1.5" Tall or 4" tall
Side product stop colors	Aluminum/Gray
Rear product stop	Built into shelf
Price tag molding	Plastic
Price tag molding colors	Black, white, or gray
Numbered uprights	Marked at each slot

Options	
Upright colors	Black, white, or gray
Shelf colors	Black, white, or gray
Lane divider colors	Black, white, or gray
Side product stop colors	Black, white, or gray
Metal price tag molding colors	Black, white, or gray
Plastic price tag molding	With front clear splash cover
Plastic price tag molding colors	Black, white, or gray
Tall front product stop	6" flat plexiglass
Product catcher	Available in all width shelving
Product retainer	Available in all width shelving
Custom width	Available
Custom depth	Available
Custom height	Available

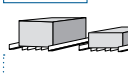
Shelf #3



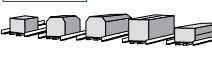
Shelf #4



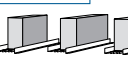
Shelf #5



Shelf #6



Shelf #7



The Milk Moover®-EZ Clean

THE MOST TRUSTED MILK MERCHANDISER IN THE GROCERY INDUSTRY

The Milk Moover is constructed of heavy duty coated shelves, with the industry leading patented glide sheet reducing friction and insuring maximum flow. Designed with minimal surface area to prevent milk build-up created by leakage, it adds to cooler sanitation while providing an attractive display.

Increase sales by maximizing shelf space

Designed to utilize the full width of your doors, adding up to 15% more facings for easier brand identification

Decrease waste

Automatic first-in-first-out product rotation minimizes waste in the dairy cooler by having older products in a sellable position, helping to manage product expiration dates.

Increase customer experience with improved cleanliness

Built with a spill management system of dual glide sheets and drip trays for minimized clean up time. This system enables cleaning without removing product or dividers. All of which can be done from the back of the the merchandiser to eliminate customer interference.

Customizable


Built to your exact spec and plan-o-gram to eliminate set up time, the dividers are adjustable in 1/8" increments to adapt to any future product configuration and any package size.

UPGRADE YOUR DAIRY COOLER

Increase sales in the most profitable section per square foot in a grocery store by maximizing your existing cooler space. The Milk Moover is built to last and will pay for itself within 8 months through increase sales, decreasing labor, and enhanced customer experience.



Shown with our patented glide sheets and drip tray.



EZ Clean Shelf dual glide sheet system decreases labor and allows for zero down time for customers shopping products.

Specifications	
Moover frame colors	Black, white, gray or galvanized
Moover frame height	84" includes height of 4" caster
Door width - include door manufacturer name & info	24 , 26", 28", 30", 48", 60", 72"
- Anthony/Styleline/Husmann/CDS	
- Cisaplast/Thermoseal/EDC	
Shelf depth	27", 36", 42", 48"
Shelf topper	Glide - 2 per shelf
Shelf colors	Black, white, or gray
Shelf topper colors	Black or white
Lane divider	3" tall
Lane divider colors	Black, white, or gray
Front product stop	Clear 3½" Plexiglass with 60° bend
Side product stop	3" tall
Side product stop colors	Black, white, or gray
Rear product stop	Built into shelf
Price tag molding	Black, white, or gray
Wheels/Casters	4"- Front rigid (do not swivel/pivot)
	Rear swivel/pivot with locks
Dual front bumper	Adjustable with anti twist brace & tray holders
Drip tray	Front
Drip tray color	Gray
Drip tray size	4" x 1½" (deep) x 29¼"

Options	
Price tag molding	Rear
Price tag molding color	Black, white, or gray
Price tag molding	Front with clear splash cover
Price tag molding color	Black, white, or gray
Front product stop	Clear 6" Plexiglass with 60° bend
Tall lane dividers	3½" tall
Custom width shelves	Available
Custom depth shelves	Available
Custom height frames	Available
Full moover drip pan	37" x ½" (deep) x 27"
	49" x ½" (deep) x 27"
Deli board - widths	24", 26", 30"
Deli board - heights	12", 24", 40"
Deli board hooks	9" zink plated hooks with price tag molding
Numbered uprights	Marked at each slot

Deducts	
Glide sheet	Single glide
Uprights	Galvanized
Front bumper - Stop bars only	No anti-twist brace or tray holders

Milk Crate Moover®

THE PERFECT SOLUTION FOR FLOWING BAGGED MILK

Certain packages do not flow well on traditional flow technologies, such as bagged milk. Milk Crate Moover is adept at tackling this unique issue for retailers.

Maximize product capacity
Designed to go behind cooler doors and maximize capacity to increase revenue.

Multi-purpose design
In addition to bagged milk, it can merchandise Single Serve items such as creamers, flavored milk, and other alternatives on the top two shelves.

Take advantage of gravity flow shelving in your milk department, regardless of packaging.



Specifications	
Upright posts color	Galvanized
Upright posts height	64"
Shelf width	30"
Shelf depth - bottom 3 shelves	48", or 96"
Shelf depth - top 2 shelves	48"
Shelf color	Galvanized
Shelf topper - bottom 3 shelves	Rollers
Shelf topper - top 2 shelves	VersaSlide - EZ Clean
Shelf topper - glide sheets	Two per shelf
Glide sheet colors	White or black
Lane dividers	3" tall
Lane divider colors	Galvanized
Front product stop	Clear 3½" Plexiglass with 60° bend
Side product stop height	3" tall metal
Side product stop colors	Galvanized
Rear product stop	Built into shelf
Price tag molding	Plastic
Price tag molding colors	Black, white, or gray

Options	
Shelf Topper - top 2 shelves	VersaRoll
Upright colors	Black, white, gray, or custom colors
Shelf colors	Black, white, gray, or custom colors
Lane divider colors	Black, white, gray, or custom colors
Side product stop colors	Black, white, gray, or custom colors
Price tag molding	Plastic - front with clear splash cover
Price tag molding colors	Plastic - black or gray
Tall front product stop	6" Plexiglass with 60° bend
Custom width	Available
Custom depth	Available
Custom height	Available

Deducts	
Glide sheet	1 sheet

Egg Moover®

THE BEST INVENTORY CONTROL SHELVING SYSTEM FOR EGGS

Egg Moover was designed to keep your eggs in front of customers at all times. The unique construction of the unit allows for it to be shopped and restocked at the same time.

Minimal payback period

Customer studies have shown a payback period of 3 months by minimizing wastes caused by out of date merchandise.

Superior presentation

The shelf design reduces clutter and keeps products organized and easy to access.



Decrease stocking time and waste with Egg Moover.

Specifications	
Upright posts color	Galvanized
Upright posts height	72" - Total height of 76" including wheels
Egg crate shelf width	30"
Egg crate shelf depth	34"
Egg crate shelf quantity per cart	4 - each shelf holds 4 crates of eggs
Shelf color	White, black, or gray
Top Shelf	Flat
Wheels	4" tall - all (4) wheels pivot and lock
Options	
Upright colors	Black, white, gray, or custom colors



B-O-F LED Lighting®

THE PERFECT LED LIGHTING SOLUTION FOR MERCHANDISING EXCELLENCE

Optimizing merchandising lighting to a new level is now available with your B-O-F merchandising system.

Maximize product lighting

Specifically designed into the price tag molding to optimize product visibility.

Integrated design

The LED lighting is integrated into the price tag molding providing the best aesthetic appeal. Additionally, the lighting is placed where it maximizes the product, and eliminates customers visibility of the LED light source.


Take advantage of an integrated LED lighting system to maximize sales regardless of packaging.



Specifications	
LED with price tag molding	Black, white, or gray
IP Rating	64
Warranty	5 years - Driver and LED Lighting
UL Listed	LED Lights & Power Supply
Power Supply	100 watt/24 volt output - 120 volt input
Power Supply enclosure	Includes quick disconnect
Kelvin	4,000
CRI	95
Life Expectancy	100,000 hours
Lumen Output - 30" wide	600
Lumen Output - 60" wide	1,200
Lumen Output - 72" wide	1,300
Wattage/30" wide LED light	5
Wattage/60" wide LED Light	10
Wattage/72" wide LED Light	11
Cable Tree	7 shelf
Options	
Kelvin	5,000, 3,500
Cable Tree	100 shelf
LED light width	Custom widths available

Merchandising Comb

Tool provided by **B-O-F** on every Versa lane divider product to make setting of lane dividers simple & easy.



Environmental Practices

PLASTIC

B-O-F uses recycled plastic materials whenever possible. Any plastic waste is collected and regrounded for future use. Because it requires less energy to manufacture plastic than steel, B-O-F recently began making drip pans and trays from 100% recycled plastics instead of galvanized steel. Using recycled rather than virgin plastic reduces our energy consumption by 80%. Plastic regrind is readily available and competitively priced, so our customers benefit both environmentally and monetarily.

COATINGS


B-O-F offers the option to electrocoat shelving components. Not only does e-coat prevent rust and help maintain a 20+ year service life, but it achieves a level of efficiency and environmental compliance unlike any other finishing method. The environmental advantages include no or low VOC and HAP emissions, OSHA and EPA compliant, heavy-metal-free products and minimum waste discharge. Ninety-five percent (95%) or more of the paint components (resin, pigment, and other additives) will be applied and cured on the product due to the recycling of paint through ultrafiltration.

STEEL

The steel used in B-O-F shelving is made from a steel manufacturing process that includes 60% recycled steel. The use of recycled steel conserves raw materials and energy. The re-melting of steel requires 74% less energy than the production of virgin steel from raw materials. Using recycled steel also lessens the burden on landfill and waste facilities as well as prevents the deposit of discarded steel products in the environment. Steel scrap is readily available and is competitively priced. B-O-F customers thereby benefit environmentally and monetarily.

RECYCLE

Under no circumstance should discarded B-O-F shelving end up in landfills.
Please call 800.323.2517 to find out how your retired shelving can be efficiently recycled.



Looking for LEED®?

B-O-F's Gravity flow shelving systems can qualify for LEED® points for locations within 500 miles of our Chicago manufacturing facility (LEED points Materials & Resources 5.1). Additionally, all B-O-F steel shelving is recyclable. Please contact B-O-F if you have shelving that is ready for the recycling process.

LEED® is a registered trademark of the U.S Green Building Council

Contact us to learn more.

Let us develop a solution to handle
your unique merchandising or
material handling challenge today.

"THE" Gravity Flow Shelving People for over 50 Years!

2453 Prospect Drive, #191 • Aurora, IL 60502

Phone: +1 800 323 2517 | **Fax:** +1 630 585 0450



11/2022

www.bofcorp.com | sales@bofcorp.com

